

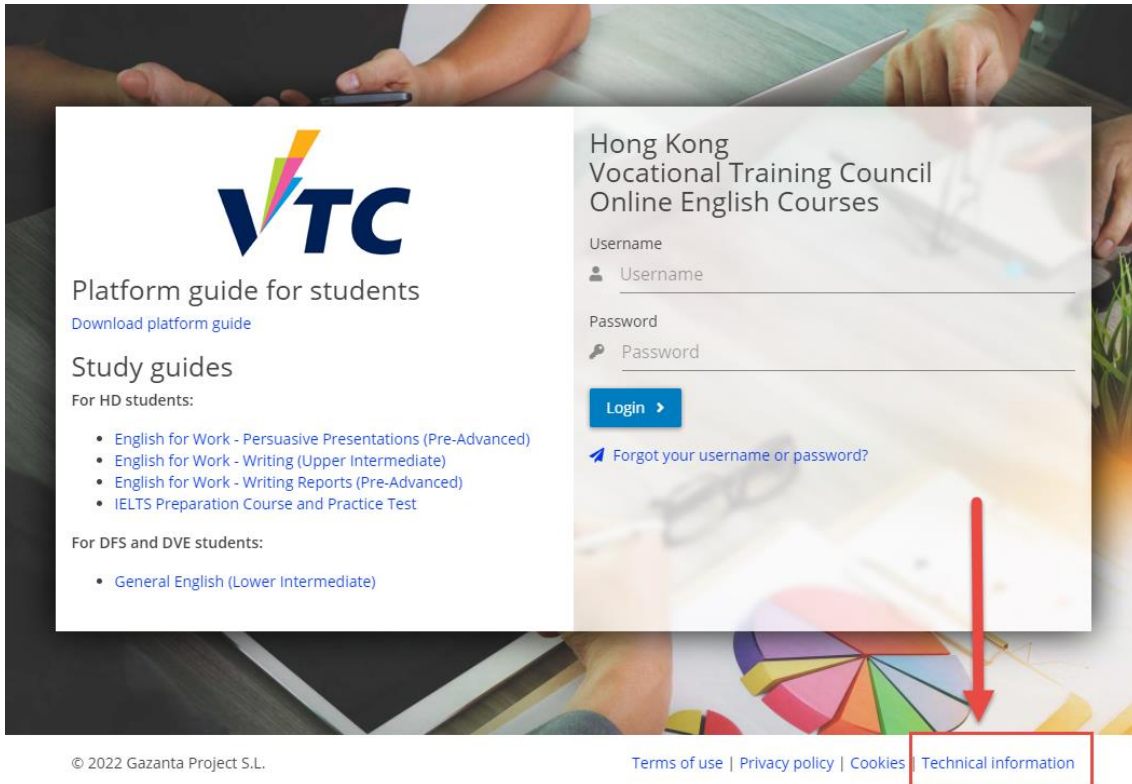
Students' guide to the Net Languages platform *General English*

Contents

1. How to access the course material	2
2. How to move around the course material	4
3. How to view your progress	7
4. Other tools and resources	8
Text to speech	8
Record yourself tool	9
Dictionary	9
Grammar reference	9
Business centre	10
Translate into any language	10
Pronunciation tool	11
Interactive English	12
Fun and games	12
Forums	13
Audio speed control	13
Additional resources	14

1. How to access the course material

First check that the computer you are using has all the software required. To do this click on "Technical information".



This will open a window which will indicate if you need to download or activate anything.

Technical information

All courses require: English

JavaScript

✓ Your browser can read JavaScript.

Cookies

✓ Your browser has cookies enabled.

Other information

Net Languages courses are optimised for 1024 x 768. Please check with us if you have any doubts.

	Pentium 4 or equivalent	Sound card
	1 GB RAM	Microphone headset / speakers
	1024 x 768 resolution colour monitor	Broadband Internet Connection

Recommended browsers:

Chrome

Microsoft Edge

Firefox

Safari

Once you have checked this, you can access your course material. Copy and paste your access codes in the login section and click on “Login”.

VTC

Platform guide for students
[Download platform guide](#)

Study guides

For HD students:

- English for Work - Persuasive Presentations (Pre-Advanced)
- English for Work - Writing (Upper Intermediate)
- English for Work - Writing Reports (Pre-Advanced)
- IELTS Preparation Course and Practice Test

For DFS and DVE students:

- General English (Lower Intermediate)

Hong Kong Vocational Training Council
Online English Courses

Username
Username

Password
Password

Login >

[Forgot your username or password?](#)

2. How to move around the course material

When you log in to the course material, you will see your welcome page. Here you will see how to access the General English course. To start the course, click on “Unit 1”.

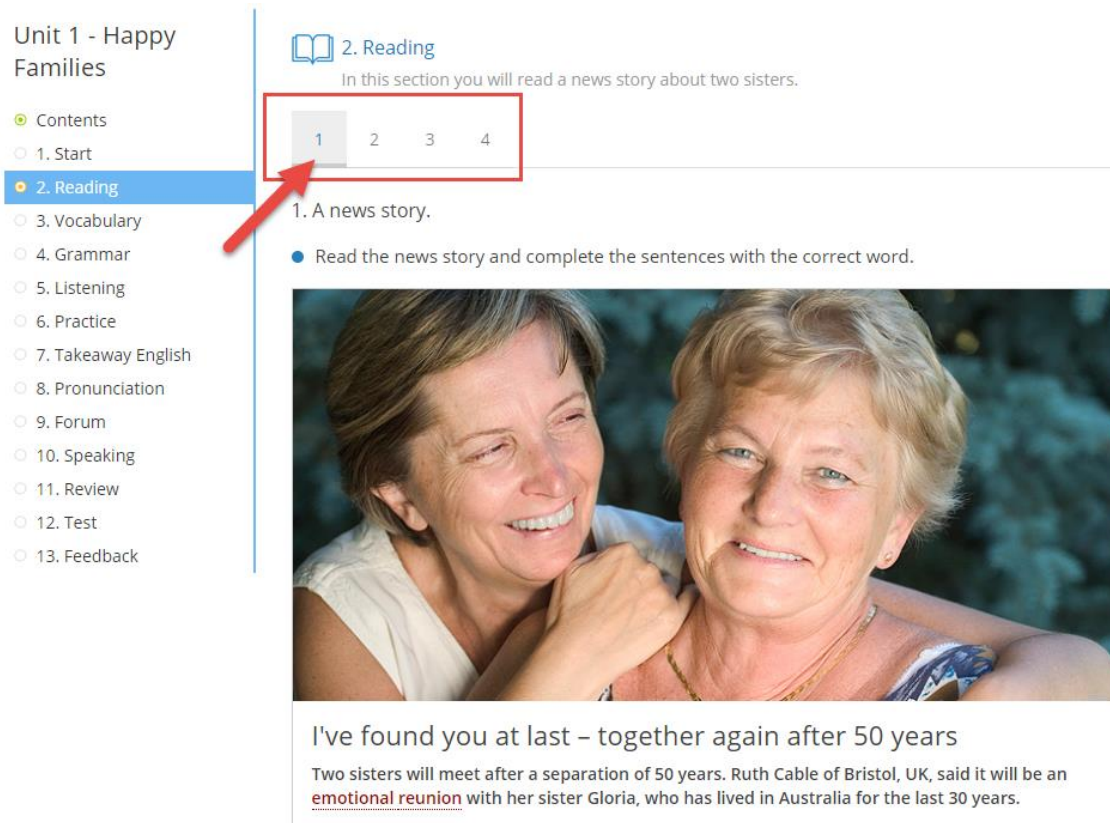
The screenshot shows the course dashboard for 'General English (Responsive v2) - Essential Lower Intermediate (B1), Parts A & B'. At the top, there is a navigation bar with 'Home', 'Mail', 'My resources', 'Help', and 'Logout'. Below this, a secondary bar contains 'My courses', 'My documents', and 'My resources'. The main content area is titled 'Access my course' and lists units from 'Unit 1 - Happy Families' to 'Unit 10 - The Law of the Jungle', along with a 'Mid-level test' and an 'End-of-level test'. A red arrow points to the 'Unit 1 - Happy Families' button. To the right, an 'Assessment' section shows a 'Total score: 0%' and a 'Download my certificate' button. Below this, progress bars are shown for 'Vocabulary: 0%', 'Grammar: 0%', 'Functional Language: 0%', 'Reading: 0%', 'Listening: 0%', 'Mid-level test: 0%', and 'End-of-level test: 0%', each with a question mark icon. At the bottom, a progress indicator shows 'I have completed 0% of the course.' and a 'My exercise scores' button.

You will see the first page of the unit and the navigation column on the left.

The screenshot shows the first page of 'Unit 1 - Happy Families'. At the top, there is a navigation bar with 'Home', 'Mail', 'My resources', 'Help', and 'Logout'. Below this, a secondary bar contains 'My courses', 'My documents', and 'My resources'. The main content area is titled 'Unit 1 - Happy Families' and features a photo of a family. Below the photo, there is a list of activities: '1. Start: Review family vocabulary.', '2. Reading: Read a news story about two sisters.', '3. Vocabulary: Study words to describe life events and the verbs say, speak and talk.', '4. Grammar: Revise different tenses and study the present perfect with for and since.', and '5. Listening: Listen to someone talking about visiting her family.' On the left side, there is a navigation menu with a red box around it and a red arrow pointing to it. The menu items are: 'Unit 1 - Happy Families', 'Contents', '1. Start', '2. Reading', '3. Vocabulary', '4. Grammar', '5. Listening', '6. Practice', '7. Takeaway English', '8. Pronunciation', '9. Forum', '10. Speaking', '11. Review', '12. Test', and '13. Feedback'.

In the navigation column you will see the 13 sections of the unit. Click on the section name of the section you want to enter e.g. Reading

The reading section will open and you will see that each exercise is on a different page. To change from one exercise to another, you need to click on the numbers you see at the top of each page.



Unit 1 - Happy Families

- Contents
- 1. Start
- 2. Reading**
- 3. Vocabulary
- 4. Grammar
- 5. Listening
- 6. Practice
- 7. Takeaway English
- 8. Pronunciation
- 9. Forum
- 10. Speaking
- 11. Review
- 12. Test
- 13. Feedback

2. Reading
In this section you will read a news story about two sisters.

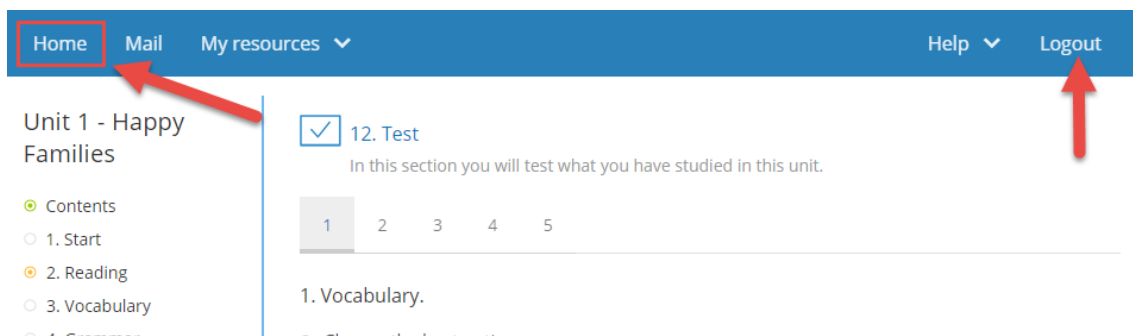
1 2 3 4

1. A news story.

- Read the news story and complete the sentences with the correct word.

I've found you at last – together again after 50 years
Two sisters will meet after a separation of 50 years. Ruth Cable of Bristol, UK, said it will be an emotional reunion with her sister Gloria, who has lived in Australia for the last 30 years.

Once you have finished the unit, you can continue with the next unit by clicking on “Home”. To finish a session, click on “Logout”.



Home Mail My resources Help Logout

Unit 1 - Happy Families

- Contents
- 1. Start
- 2. Reading**
- 3. Vocabulary
- 4. Grammar

12. Test
In this section you will test what you have studied in this unit.

1 2 3 4 5

1. Vocabulary.

To view the support documents: Study Guide and Platform Guide, click on “My documents”.

The screenshot shows the top navigation bar with 'Home', 'Mail', 'My resources', 'Help', and 'Logout'. Below it, a secondary navigation bar contains 'My courses', 'My documents' (highlighted with a red box), and 'My resources'. A red arrow points from the 'My documents' box to the course title 'General English (Responsive v2) - Essential Lower Intermediate (B1), Parts A & B'. The course page displays 'Access my course' with four unit buttons: 'Unit 1 - Happy Families', 'Unit 2 - House and Home', 'Unit 3 - Blue Jeans', and 'Unit 4 - Are You Sitting Comfortably?'. The 'Assessment' section shows 'Total score: 0%' and 'Test components: Vocabulary: 0%' and 'Grammar: 0%'. A 'Download my certificate' button is also visible.

This screenshot shows the secondary navigation bar with 'My courses', 'My documents' (highlighted with a red box), and 'My resources'.

Documents



3. How to view your progress

On the homepage you can view your progress. For more detailed information, click on “My exercise scores”.

The screenshot shows a course progress interface. On the left, under 'Access my course', there is a list of units from 'Unit 1 - Found Photos' to 'Unit 10 - Wrinkles', plus a 'Mid-level test' and 'End-of-level test'. Each unit has a progress bar. Below this list, there are three summary items: a percentage icon indicating 'I have completed 27% of the course.', a clock icon for 'Total hours worked on course: 21:26:56', and a calendar icon for 'End date: 07/11/2022'. On the right, under 'Assessment', the 'Total score' is 14%. Below this, 'Test components' are listed with progress bars: Vocabulary (14%), Grammar (20%), Functional Language (18%), Reading (20%), Listening (18%), and Speaking (26%). There are also bars for 'Mid-level test: 0%' and 'End-of-level test: 0%'. To the right of each component bar is a blue button with a question mark. A 'Download my certificate' button is located at the top right of the assessment section. At the bottom right, a 'My exercise scores' button is highlighted with a red box and a red arrow pointing to it from the 'End-of-level test' bar.







Click on the “?” to see a breakdown of your test marks.

This close-up screenshot focuses on the 'Assessment' section. It shows the 'Total score: 14%' and the 'Test components' list. A red arrow points from the 'Vocabulary: 14%' bar to a blue button with a question mark. Other buttons with question marks are visible for Grammar, Functional Language, and Reading.

4. Other tools and resources


To see the resources available in your course, click on “My resources”.

My courses **My resources** ←


<p>Text to speech</p>  <p>This very useful tool allows you to select and listen to words or text anywhere on the page. Alternatively, you can copy in your own text and listen to it.</p>	<p>Record yourself tool</p>  <p>Record and listen to yourself speaking English and practise your pronunciation.</p>	<p>Dictionary</p>  <p>Use the interactive dictionary to see the definitions of words or translate English words into different languages.</p>
<p>Grammar reference</p>  <p>A complete and easy-to-use grammar reference to help you with any area of grammar you don't understand.</p>	<p>Business centre</p>  <p>Business tips, useful language for different business situations, and templates for a variety of texts like memos, reports and job applications.</p>	<p>Translate into any language</p>  <p>If you want to translate a word or text into your own language, just select the word or text and click on translate.</p>

Text to speech

Text to speech



This very useful tool allows you to select and listen to words or text anywhere on the page. Alternatively, you can copy in your own text and listen to it.

 **2. Reading**

In this section you will read three diary pages.

1 2 **3** 4 5 6 7

3. Dear diary...

- Read these three diary pages. **Choose the picture that goes with each one.**

1. Sheryl's diary


Listen Translate

Tuesday, 23 May


It was the best day of my life. I got up early. I was so




Record yourself tool

Record yourself tool



Record and listen to yourself speaking English and practise your pronunciation.

 Record yourself tool






To record your work:

1. Click the record button. Speak into the microphone. Click the stop button to finish.
2. Click the play button to listen.
3. Click on the download button to save the file.

Dictionary

Dictionary



Use the interactive dictionary to see the definitions of words or translate English words into different languages.

Translation Box - Google Chrome

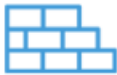
netlanguages.com/platform/player/diction...

Translate...

English ▼ Go

Grammar reference

Grammar reference



A complete and easy-to-use grammar reference to help you with any area of grammar you don't understand.

Search

Grammar reference

Contents

- Adjectives
 - What are they?
 - Comparatives and superlatives
 - ed, -ing**
 - Opposites with un-
 - So, such + adjective**
 - Too, enough**
 - Word order
- Adverbs

Adjectives

Comparatives and superlatives

Comparative sentences compare two things.

- Moon Rock is **smaller than** Pittsville.
- The train is **more expensive than** the bus.
- I like the train, but the bus is **cheaper**.
- Jill is **better than** Wendy at languages.
- Jill is **the better** learner of the two. (Sometimes we use **the** in comparative sentences when it is understood which two people or things are being compared: the + comparative + noun)

Superlative sentences compare more than two things.

- Sydney is **the biggest** city. (= of all the other cities)
- The plane is **the most expensive** way to travel.
- Of all the forms of transport, the plane is **the most expensive**.
- Alison is **the best** swimmer.

Business centre

Business centre



Business tips, useful language for different business situations, and templates for a variety of texts like memos, reports and job applications.

Business centre
Useful business language
Business tips
Useful business links
Interesting reading
Interesting videos
Writing templates for business
Phone message samples

Translate into any language

You can select any text on a page, listen to it spoken, and translate it into any language.

Translate into any language



If you want to translate a word or text into your own language, just select the word or text and click on translate.

2. Reading

In this section you will read three diary pages.

1 2 3 4 5 6 7

3. Dear diary...

- Read these three diary pages. Choose the picture that goes with each one.

1. Sheryl's di...

Tuesday, 23 May

It was the best day of my life. I got up early. I was so

Listen Translate

Pronunciation tool

Pronunciation tool



Improve your pronunciation with Net Languages' interactive phonemic chart of all the sounds in English.

Pronunciation tool netlanguages^o

[Home](#) [About](#) [Help](#)

All the sounds of English

- Click on a sound and do the exercises.

Vowels

i:	ɪ	ʊ	u:
e	ə	ɜ:	ɔ:
æ	ʌ	ɑ:	ɒ

Consonants







p	b	t	d
f	v	θ	ð
m	n	ŋ	h

Pronunciation tool netlanguages^o

[Home](#) [Sounds](#) [Words](#) [Sentences](#) [Contrasts](#) [Help](#)

/i:/

- Listen to the word. Repeat the word. Record yourself. Compare.

	sheep	
	beach	
	eagle	

Interactive English

Interactive English



Get even more practice of English with our monthly fun interactive publication. Available online or as an app at three levels: Basic, Intermediate and Advanced.

Interactive English



Issue 243 - Lockdown challenge

[< Back](#)

- **Basic**
 Vocabulary: Actions
 News story: Lockdown challenge
- **Intermediate**
 Comprehension: Instructions – Lockdown challenge
 News story: Lockdown challenge
- **Advanced**
 Comprehension: Instructions – Lockdown challenge
 News story: Lockdown challenge



Fun and games

Fun and games



Get more useful practice of vocabulary, expressions and pronunciation with our flip cards games.

Fun and games

Collocations


What's the word in the centre? It can be used with all the other words in the wheel. Click on the card to see the answer.

Click to flip



Forums

Forums



Share your experiences and opinions with other Net Languages students from all over the world.

Forum for learners of English

Elementary (A2)

Search Forum

discovia5056

Start a Discussion

Latest

- All Discussions
- Following
- Tags
- Pre-Elementary (A1)
- Elementary (A2)**
 - A2 - Unit 1
 - A2 - Unit 2

Discussion Title	Author	Time	Level	Unit	Replies
New discusion:discuss	discovia5056	started a day ago	Elementary (A2)	A2 - Unit 1	0
Teeth	discovia5056	replied 4 days ago	Elementary (A2)	A2 - Unit 1	4
Dentist	discovia5056	replied 4 days ago	Elementary (A2)	A2 - Unit 1	2
Cities	discovia5056	replied 4 days ago	Elementary (A2)	A2 - Unit 1	2

Audio speed control

Audio speed control

x1

If you find the audio exercises difficult, you can slow down the speed.

1 2 3 **4**

4. Listen again.

- Listen from where Andy says, "... No, it's smaller than Barc next?"

0:00 / 0:00


0.8x 1.0x

Additional resources

Additional resources



Access useful online resources and practise listening and reading with learning materials and authentic sources.

 Additional resources

Video material

Listening material

Online reading

For elementary learners:

Pick of the month

- **Star Wars Day**
May 4th is Star Wars day. Find out why.

Food

- **Pink chocolate**
A new colour for chocolate.
- **Insect ice cream**
A new flavour for your ice cream. Would you eat it?