

Study Guide

General English – Essential

Contents

1. The levels	2
2. The structure of your course	3
3. Unit sections	5
Start	5
Reading	5
Vocabulary	6
Grammar.....	6
Listening	7
Practice.....	7
Takeaway English.....	8
Pronunciation.....	9
Forum (Optional).....	9
Speaking.....	10
Review.....	10
Test.....	11
Feedback.....	11
4. Tools and resources	12
Text to speech	12
Record yourself tool	13
Dictionary.....	13
Grammar reference.....	13
Business centre	14
Translate into any language.....	14
Pronunciation tool	15
Interactive English.....	16
Fun and games	16
Forums.....	17
Audio speed control	17
Additional resources	18
5. Assessment	19


1. The levels

Net Languages General English courses	Common European Framework	University of Cambridge ESOL exams	IELTS	TOEFL (paper)	TOEFL (computer)	TOEIC (Listening and Reading)	TRINITY GESE	TRINITY ISE
Proficiency	C2 Proficient user	CPE	8.5 - 9.0	670+	115 - 120	880 - 990	GESE 12	ISE IV
Advanced	C1 Proficient user	CAE (BEC Higher)	7.0 - 8.0	630 - 670	100 - 115	780 - 880	GESE 11 GESE 10	ISE III
Pre-Advanced	B2+ Independent user		6.0 - 6.5	580 - 630	78 - 100	690 - 780	GESE 9 GESE 8	ISE II
Upper Intermediate	B2 Independent user	FCE (BEC Vantage)	5.5 - 6.0	550 - 580	45 - 78	600 - 690	GESE 7	
Mid Intermediate	B1+ Independent user		4.5 - 5.0	530 - 550	30 - 45	500 - 600	GESE 6	ISE I
Lower Intermediate	B1 Independent user	PET (BEC Preliminary)	4.0 - 4.5	500 - 530	0 - 30	400 - 500	GESE 5	
Elementary	A2 Basic user					200 - 400	GESE 4 GESE 3	ISE Foundations
Pre-Elementary	A1 Basic user					0 - 200	GESE 2 GESE 1	


2. The structure of your course


Each level contains 10 Units and a mid and end-level test (a test after unit 5 and a test at the end of unit 10). Each level is divided into 2 parts: Part A (units 1 - 5) and a mid-level test and Part B (units 6 - 10) and an end-of-level test.


Access my course Assessment




- Unit 1 - Go
- Unit 2 - Me
- Unit 3 - My Day
- Unit 4 - How Much Is It?
- Unit 5 - People
- Mid-level test
- Unit 6 - Yesterday
- Unit 7 - What Are You Doing?
- Unit 8 - Travel
- Unit 9 - What's On?
- Unit 10 - Festivals
- End-of-level test

 I have completed 0% of the course.


 Total hours worked on course:

 End date: 19/06/2020

Each unit is divided into 13 sections, and is developed around a topic.




Unit 1 - Cities




1. Start

Check what you know about Australia and other countries.




2. Reading

Read about Sydney.




3. Vocabulary

Learn words describing geography and cities, country names and place adjectives.




4. Grammar

Study comparatives and superlatives.




5. Listening

Listen to a conversation comparing two cities.




6. Practice

Practise what you have studied so far in this unit.




7. Takeaway English

Practise describing exactly where places are.




8. Pronunciation

Look at stress patterns and how to say new words from this unit.




9. Forum (OPTIONAL)

Share your opinions about "the best" and "the worst" things where you live.




10. Speaking

Practise the /aɪ/ and /ɪ/ sounds and phrasing when you speak.




11. Review

Review the work in the unit.



12. Test

Test what you have studied in this unit.



13. Feedback

Send us your feedback on this unit.

3. Unit sections

Start



This is an introduction to the topic of the unit, and may introduce some useful vocabulary as well. Typical exercise types include quizzes and questionnaires.


1. Start
In this section you will learn words about people.


1 2 3 4 5 6 7 8 9

1. People.

● Click and listen.



 Click to flip

<>

Reading


In this section you read a text with comprehension tasks and reading practice. Language that appears in this text is analysed and practised in the rest of the unit.

2. Reading
In this section you will read a student's blog.


1 2 3 4 5 6

1. A blog.

● Read Marianna's blog. Choose the headings to complete the sections.

Marianna's Blog


HOME



..... ▾

I was born in Mexico City, and I'm 18 years old. I'm a student, and I'm studying medicine in college. I live with my family, and these are the people that I love

Vocabulary

This section focuses on vocabulary from Reading and related to the topic. You practise areas such as word families, collocations, and word formation, as well as discovering meaning from the context.


🏠

3. Vocabulary

In this section you will learn words to describe people.

1 2 3 4 5 6 7 8 9 10 11

1. Character and appearance.



● Look at the sentences from Marianna's blog. Put the words in blue in the correct box.

I'm a **quiet, easy-going** person, and I like to help people...
 I have a younger sister. Her name's Frida, and she's very **nice**. She's very **smart and funny**, and we get along very well. She has big **brown eyes** and **long hair**. She's **tall** and really **pretty**... Another important person in my family is my grandmother, Eliana. She's a very **practical** person.

Appearance

Character

Grammar

In this section you practise grammatical areas that emerge from the READING section. These can include verb forms, modality, the article system, noun phrase construction, syntax and common verb patterns. There are links to the Grammar Reference for each level.

🧩

4. Grammar

In this section you will learn to use 's, possessive adjectives *my, his* and *her*, and practise questions about people.

1 2 3 4 5 6 7 8 9

3. Possessive adjectives.

👉

I am a teacher. **My** name is Mike.
 Marianna's father is an accountant. **His** name is Rodrigo.
 Marianna's sister is a student. **Her** name is Frida.
My, his and **her** are possessive adjectives.

Subject pronoun	Possessive adjective
I am Mike.	My name is Mike.
He is Rodrigo.	His name is Rodrigo.
She is Frida.	Her name is Frida.

● Choose the correct option to complete the sentences.

1. I have a son. name is Oscar.
2. My mother is a doctor. name is Dorothy.
3. My brother is an architect. name is Brian.
4. I am married. wife's name is Sonia.

Listening

You practise listening skills in this section. You listen to a monologue, dialogue or discussion related to the topic of the unit. You can practise as much as you like. If you find the listening difficult, you can slow down the speed.

5. Listening

In this section you will listen to Paul describing a photo of his family and friends.

1 2 3 4 5 6 7

4. Listen again.

- Look at the photo. Listen again. Match the names to the people or the dog.

0:00 / 0:00 0.8x 1.0x

1. 2. 3.
4. 5. 6.

Practice

Here you reflect on and practise what you have learnt so far in this unit.

6. Practice

In this section you will practise what you have studied so far in this unit.

1

1. Language review.

- Choose the correct option.

1. I have three ____ - a boy and two girls.

sons daughters child children

2. There are four people in the taxi - two men and two ____.


woman women lady madams

3. My uncle is _____. He designs roads and bridges.

a lawyer a conductor an accountant an engineer

Takeaway English

In this section you practise useful expressions, functional language based on common situations. For example; at the doctor's or booking an airline ticket.


 **8. Takeaway English**
In this section you will learn how to buy clothes.

1 2 3 4 **5** 6 7 8 9

5. In a shop.


- Watch the three videos. Put the lines in the correct order.

SA = Shop assistant C = Customer




Pronunciation

Here you practise pronunciation features that have emerged in the Listening or Takeaway English sections. You practise hearing the features before you practise them.

 **5. Listening**
 In this section you will listen to a conversation comparing two cities.

1 2 3 4

1. Listen.



• Listen and decide.

▶ 0:00 / 0:00 — 🔊 ⋮ 0.8x 1.0x

Where is Andy from?








Belfast Barcelona

Forum (Optional)

In this section you can share comments with other students about the topic of the unit.

◀ Forum for learners of English 🔍 Search Forum 🔔 D discovia5056

Start a Discussion Latest ▾ 🔄 ✓

<ul style="list-style-type: none">  All Discussions  Following  Tags <input type="checkbox"/> Pre-Elementary (A1) <input checked="" type="checkbox"/> Elementary (A2) <li style="padding-left: 20px;">A2 - Unit 1 <li style="padding-left: 20px;">A2 - Unit 2 	<ul style="list-style-type: none"> <li style="margin-bottom: 10px;"> <div style="display: flex; align-items: center;"> <div style="margin-right: 10px;"></div> <div> <p>New discusion:discuss</p> <p><small>discovia5056 started a day ago</small></p> </div> <div style="margin-left: auto; text-align: right;"> <p>Elementary (A2) A2 - Unit 1</p> <p>🗨️ 0</p> </div> </div> <li style="margin-bottom: 10px;"> <div style="display: flex; align-items: center;"> <div style="margin-right: 10px;"></div> <div> <p>Teeth</p> <p><small>↩️ discovia5056 replied 4 days ago</small></p> </div> <div style="margin-left: auto; text-align: right;"> <p>Elementary (A2) A2 - Unit 1</p> <p>🗨️ 4</p> </div> </div> <li style="margin-bottom: 10px;"> <div style="display: flex; align-items: center;"> <div style="margin-right: 10px;"></div> <div> <p>Dentist</p> <p><small>↩️ discovia5056 replied 4 days ago</small></p> </div> <div style="margin-left: auto; text-align: right;"> <p>Elementary (A2) A2 - Unit 1</p> <p>🗨️ 2</p> </div> </div> <li style="margin-bottom: 10px;"> <div style="display: flex; align-items: center;"> <div style="margin-right: 10px;"></div> <div> <p>Cities</p> <p><small>↩️ discovia5056 replied 4 days ago</small></p> </div> <div style="margin-left: auto; text-align: right;"> <p>Elementary (A2) A2 - Unit 1</p> <p>🗨️ 2</p> </div> </div> 	
--	---	--

Speaking

In this section you practise different features of pronunciation and fluency.

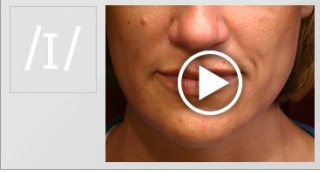
10. Speaking

In this section you will practise the /aɪ/ and /i:/ sounds and phrasing when you speak.

1 2 3 4

1. Practise the /i:/ sound.

- Listen to the sound.



This sound is in words like **it**, **big** and **sit**.

- Listen, and put the words and sentences in the order that you hear them. Then listen again, and repeat them.

0:00 / 0:00 0.8x 1.0x

built

It's a big city.

It's a big building near the river.

Review

In this section the student can review some of the lexical and grammatical areas studied in the unit through exercise types such as crosswords, word ordering and gap-filling. Suggestions are also given as to which exercises in the unit the students could usefully re-do.

14. Review

In this section you will review the work in the unit.

1 2

1. Read and remember.

- Read and memorise the text, then use the Start button to begin the exercise. Some of the words will disappear. Type and enter each missing word in the box next to the timer. You have 10 minutes to complete the text. Tip: Click on a space to see the first letter of the word.

Time Left: 09:56 Type each word here!

Sydney _____ 4 _____ .

What's _____ 30 _____ 60 _____ .

_____ Sydney Harbour, _____ world's _____ .


_____ Sydney Opera House, Australia's _____ .

Start Start again

At the end of this section there is a link to a pdf document which contains a summary of the important language in the unit.

Language Review

Here you can see and print the [Language review](#) for this unit or module. The Language review is a summary of the vocabulary, grammar and useful phrases you have studied.



Test

In this section you are tested on vocabulary, grammar, functional language, listening, reading and speaking skills practised in the unit. You get a mark out of five for each of these six areas. The results of this test contribute to your final mark.

12. Test
In this section you will test what you have studied in this unit.

1 2 3 4 5 6

1. Vocabulary.

• Choose the best option.

1. This is the opera house. It's very ____.

known outdoor well-known worldwide

2. That morning we left France, crossed the ____ and entered Italy.

front border barrier frontier

3. What is the ____ like there in summer?

weather warm climate time

Feedback

The format for this section is the same in each unit. Here, you fill in a form to give feedback on the unit – the level of difficulty, enjoyment, etc.

16. Feedback
In this section you will send us your feedback on this unit.

1. What did you think of this unit?

It was about right for me
 It was too easy
 It was too difficult

2. The topics were ...

interesting
 not interesting







3. Did you like the following sections?

Start	<input type="radio"/> Yes	<input type="radio"/> No
Reading	<input type="radio"/> Yes	<input type="radio"/> No
Vocabulary	<input type="radio"/> Yes	<input type="radio"/> No
Grammar	<input type="radio"/> Yes	<input type="radio"/> No
Listening	<input type="radio"/> Yes	<input type="radio"/> No
Practice	<input type="radio"/> Yes	<input type="radio"/> No

4. Tools and resources


To see the resources available in your course, click on “My resources”.

My courses **My resources** ←


<p>Text to speech</p>  <p>This very useful tool allows you to select and listen to words or text anywhere on the page. Alternatively, you can copy in your own text and listen to it.</p>	<p>Record yourself tool</p>  <p>Record and listen to yourself speaking English and practise your pronunciation.</p>	<p>Dictionary</p>  <p>Use the interactive dictionary to see the definitions of words or translate English words into different languages.</p>
<p>Grammar reference</p>  <p>A complete and easy-to-use grammar reference to help you with any area of grammar you don't understand.</p>	<p>Business centre</p>  <p>Business tips, useful language for different business situations, and templates for a variety of texts like memos, reports and job applications.</p>	<p>Translate into any language</p>  <p>If you want to translate a word or text into your own language, just select the word or text and click on translate.</p>

Text to speech

Text to speech



This very useful tool allows you to select and listen to words or text anywhere on the page. Alternatively, you can copy in your own text and listen to it.

 **2. Reading**
In this section you will read three diary pages.

1 2 **3** 4 5 6 7

3. Dear diary...

- Read these three diary pages. **Choose the picture that goes with each one.**


1. Sheryl's diary **Listen** Translate

Tuesday, 23 May


It was the best day of my life. I got up early. I was so


Record yourself tool

Record yourself tool



Record and listen to yourself speaking English and practise your pronunciation.

 Record yourself tool




To record your work:

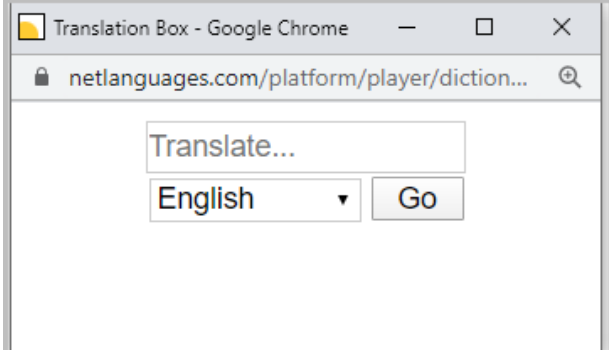
1. Click the record button. Speak into the microphone. Click the stop button to finish.
2. Click the play button to listen.
3. Click on the download button to save the file.

Dictionary

Dictionary

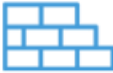


Use the interactive dictionary to see the definitions of words or translate English words into different languages.

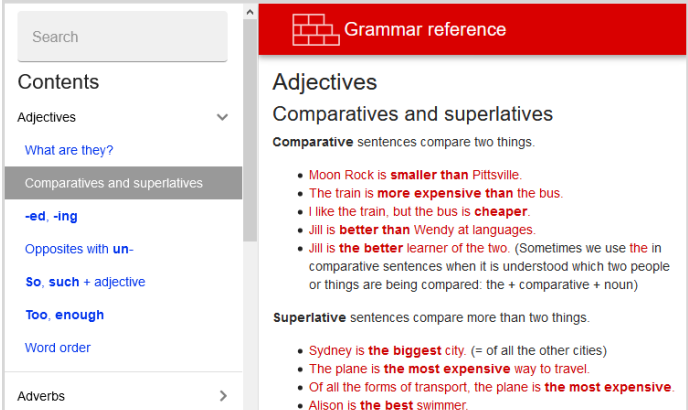


Grammar reference

Grammar reference



A complete and easy-to-use grammar reference to help you with any area of grammar you don't understand.



Search

Grammar reference

Contents

- Adjectives
- Comparatives and superlatives
- ed, -ing
- Opposites with un-
- So, such + adjective
- Too, enough
- Word order
- Adverbs

Adjectives

Comparatives and superlatives

Comparative sentences compare two things.


- Moon Rock is **smaller than** Pittsville.
- The train is **more expensive than** the bus.
- I like the train, but the bus is **cheaper**.
- Jill is **better than** Wendy at languages.
- Jill is **the better** learner of the two. (Sometimes we use **the** in comparative sentences when it is understood which two people or things are being compared: the + comparative + noun)

Superlative sentences compare more than two things.

- Sydney is **the biggest** city. (= of all the other cities)
- The plane is **the most expensive** way to travel.
- Of all the forms of transport, the plane is **the most expensive**.
- Alison is **the best** swimmer.

Business centre

Business centre



Business tips, useful language for different business situations, and templates for a variety of texts like memos, reports and job applications.


 Business centre

- Useful business language
- Business tips
- Useful business links
- Interesting reading
- Interesting videos
- Writing templates for business
- Phone message samples

Translate into any language

- You can select any text on a page, listen to it spoken, and translate it into any language.

Translate into any language



If you want to translate a word or text into your own language, just select the word or text and click on translate.

2. Reading

In this section you will read three diary pages.

1 2 3 4 5 6 7

3. Dear diary...

- Read these three diary pages. Choose the picture that goes with each one.

1. Sheryl's di... Listen Translate

Tuesday, 23 May

It was the best day of my life. I got up early. I was so

Pronunciation tool

Pronunciation tool



Improve your pronunciation with Net Languages' interactive phonemic chart of all the sounds in English.

Pronunciation tool netlanguages

[Home](#) [About](#) [Help](#)

All the sounds of English

- Click on a sound and do the exercises.

Vowels

i:	ɪ	ʊ	u:
e	ə	ɜ:	ɔ:
æ	ʌ	ɑ:	ɒ

Consonants


p	b	t	d
f	v	θ	ð
m	n	ŋ	h

Pronunciation tool netlanguages


[Home](#) [Sounds](#) [Words](#) [Sentences](#) [Contrasts](#) [Help](#)

/i:/


- Listen to the word. Repeat the word. Record yourself. Compare.




sheep




Stopped




beach



Stopped



eagle



Stopped

Interactive English

Interactive English



Get even more practice of English with our monthly fun interactive publication. Available online or as an app at three levels: Basic, Intermediate and Advanced.

Interactive English



Issue 243 - Lockdown challenge

< Back

- Basic
Vocabulary: Actions
News story: Lockdown challenge
- Intermediate
Comprehension: Instructions – Lockdown challenge
News story: Lockdown challenge
- Advanced
Comprehension: Instructions – Lockdown challenge
News story: Lockdown challenge



Fun and games

Fun and games



Get more useful practice of vocabulary, expressions and pronunciation with our flip cards games.

Back
Fun and games

Collocations


What's the word in the centre? It can be used with all the other words in the wheel. Click on the card to see the answer.

Click to flip

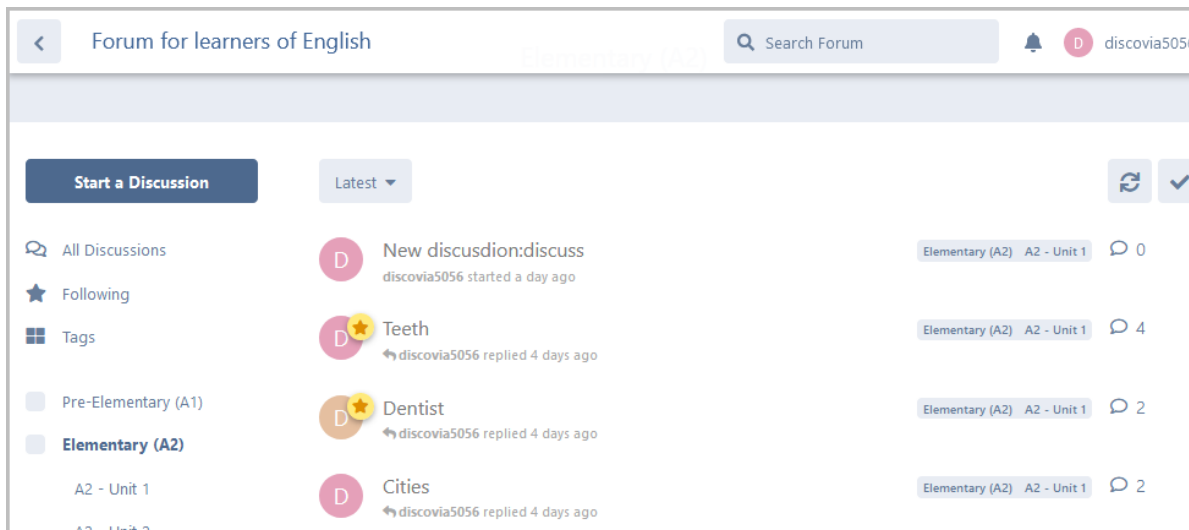
< >

Forums

Forums




Share your experiences and opinions with other Net Languages students from all over the world.



Audio speed control

Audio speed control

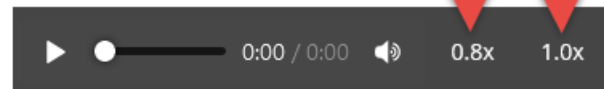


If you find the audio exercises difficult, you can slow down the speed.

1 2 3 4

4. Listen again.

- Listen from where Andy says, "... No, it's smaller than Barc next?"



Additional resources

Additional resources



Access useful online resources and practise listening and reading with learning materials and authentic sources.



Additional resources

Video material

Listening material

Online reading

For elementary learners:

Pick of the month

- **Star Wars Day**
May 4th is Star Wars day. Find out why.

Food

- **Pink chocolate**
A new colour for chocolate.
- **Insect ice cream**
A new flavour for your ice cream. Would you eat it?

5. Assessment

Marks are awarded as follows:

Unit tests	Marks for each test
Vocabulary	50 (5 items per unit)
Grammar	50 (5 items per unit)
Functional language	50 (5 items per unit)
Listening	50 (5 items per unit)
Reading	50 (5 items per unit)
Mid-level exam	50
End-of-level exam	50
Total (per level)	350